



GOVERNANCE, PEACE AND SECURITY STATISTICS IN CABO VERDE

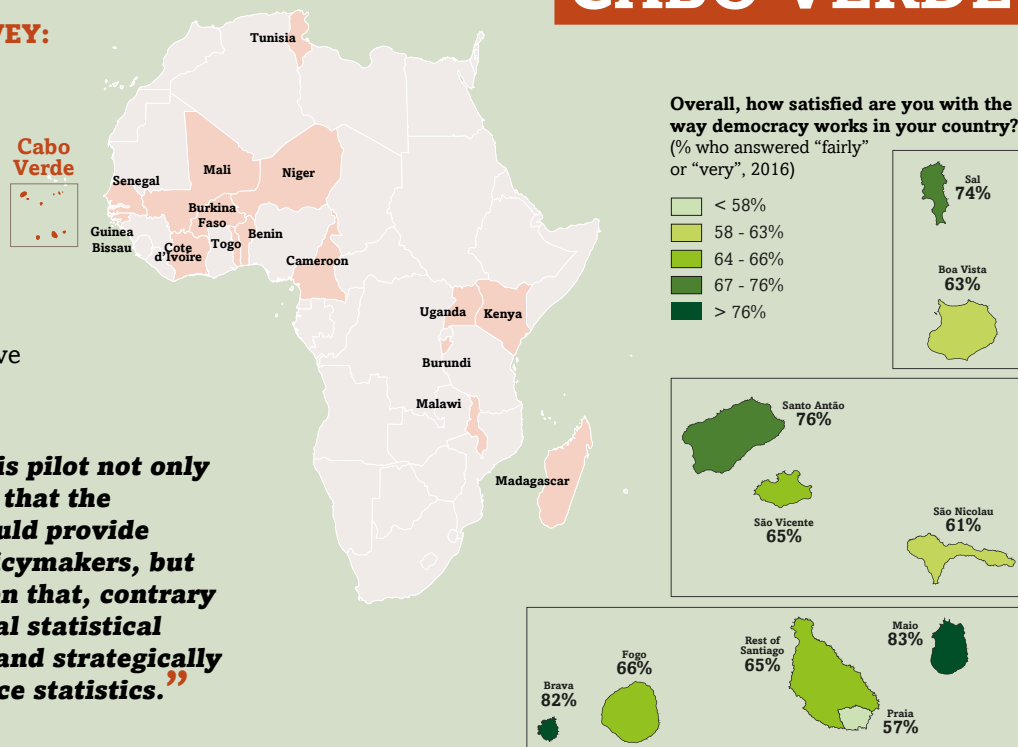
YEARS OF GPS-SHASA SURVEY:
2013 and 2016

SUPPORT SURVEY:
GPS-SHASA modules attached to a Continuous and Multi-Purpose Household Survey (IMC)

SAMPLE SIZE:
3,085 adults (sample representative of the national population)

“We chose to embark on this pilot not only because we were convinced that the GPS-SHASA instruments would provide valuable information to policymakers, but also to convey our conviction that, contrary to what many think, national statistical agencies are well equipped and strategically placed to produce governance statistics.”

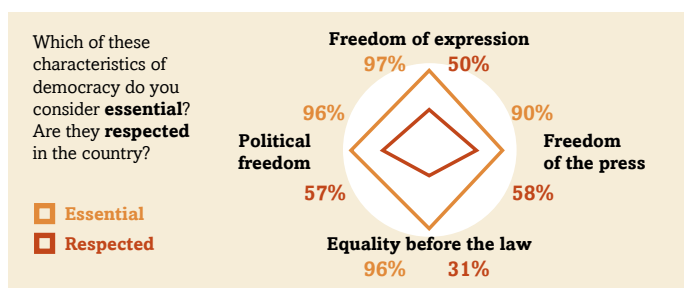
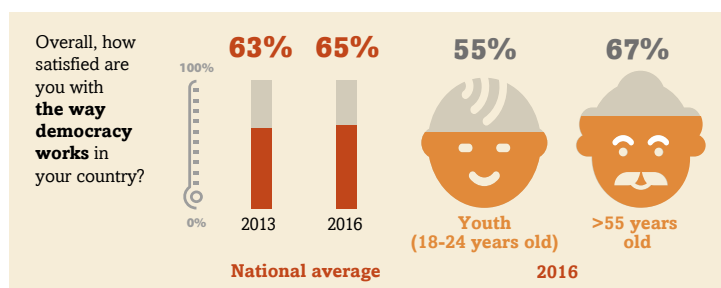
- Osvaldo Borges, President
National Institute of Statistics of Cape Verde



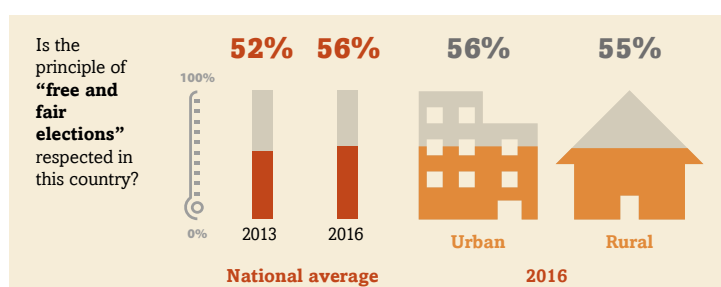
Source: INECV, Inquerito Multi-Objectivo Continuo 2016, GPS-SHASA modules

AU AGENDA 2063 ASPIRATION 3: An Africa of Good Governance, Democracy, Respect for Human Rights, Justice and the Rule of Law ⁽¹⁾

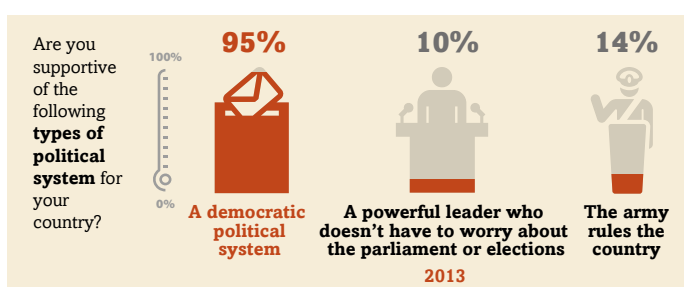
2023 Target: At least 70% of the people perceive the entrenchment of the culture of respect for human rights, the rule of law and due process.



2023 Target: At least 70% of the the public perceive elections to be free, fair and transparent by 2020.



2023 Target: Zero tolerance for unconstitutional changes in government is the norm.



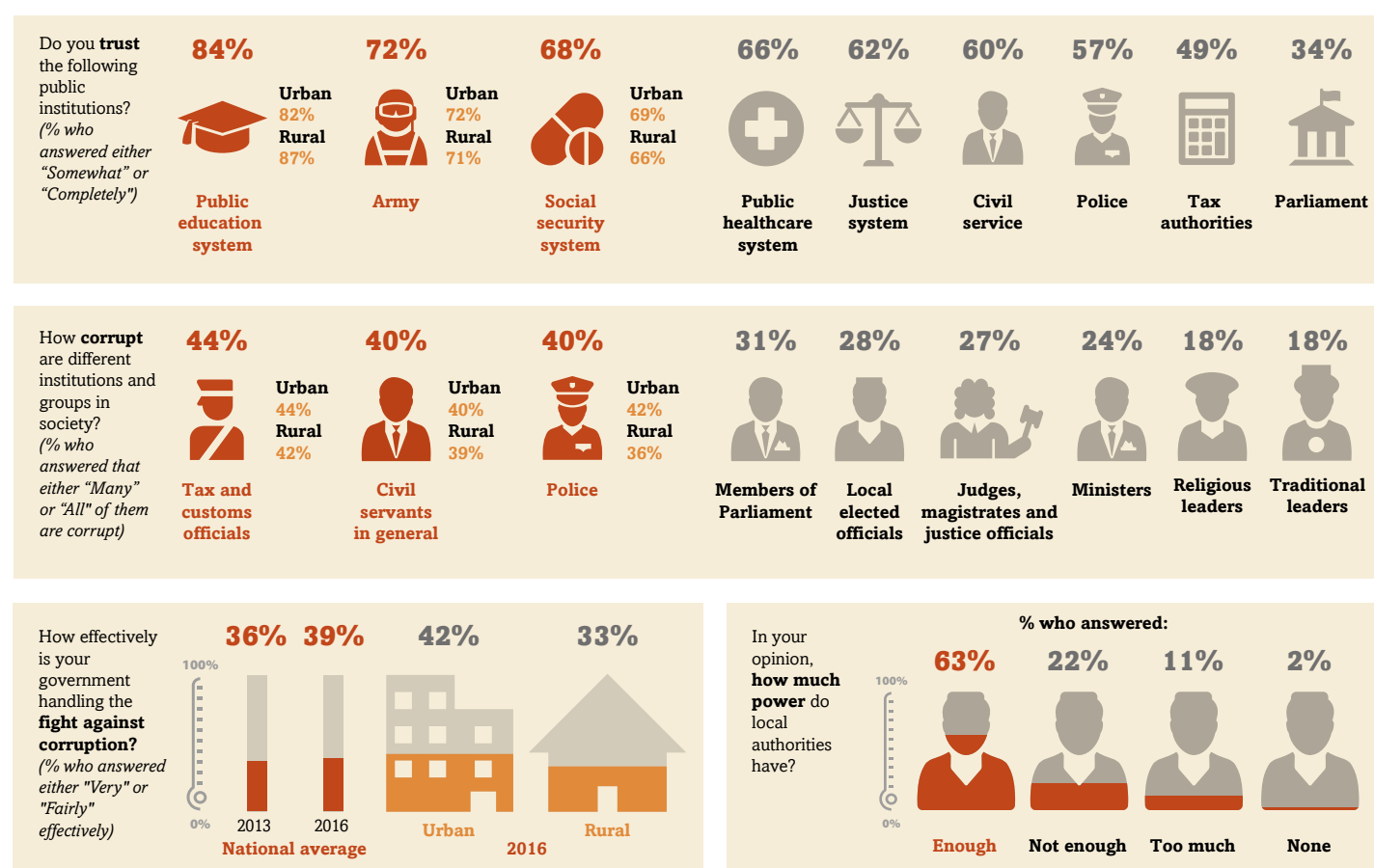
(1) Agenda 2063 - Goal 11: Democratic values, practices, universal principles of human rights, justice and the rule of law entrenched.

USING GPS-SHASA STATISTICS TO MONITOR THE IMPLEMENTATION OF “AGENDA 2063: THE AFRICA WE WANT”

AU AGENDA 2063 ASPIRATION 3: An Africa of Good Governance, Democracy, Respect for Human Rights, Justice and the Rule of Law

QUALITY OF INSTITUTIONS ⁽²⁾

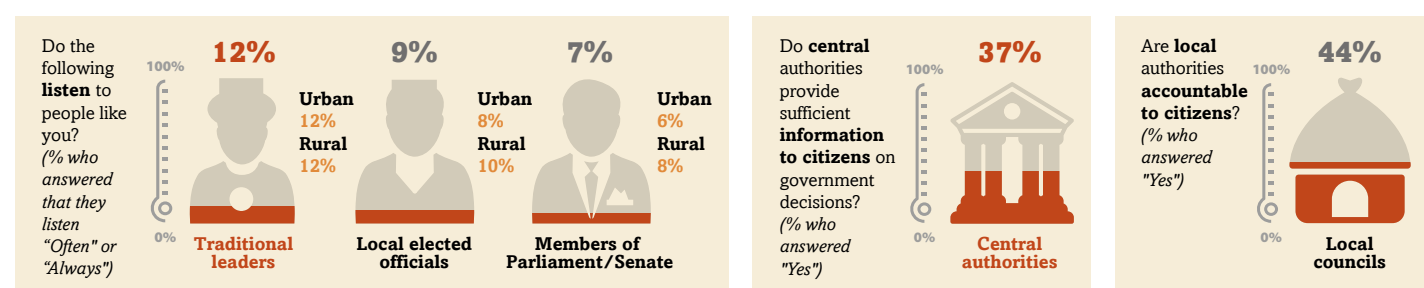
2023 Target: At least 70% of the public acknowledge the public service to be professional, efficient, responsive, accountable, impartial and corruption free.



(2) Agenda 2063 - Goal 12: Capable institutions and transformed leadership in place at all levels.

STATE-SOCIETY RELATIONS ⁽³⁾

2023 Target: At least 70% of the people believe that they are empowered and are holding their leaders accountable.

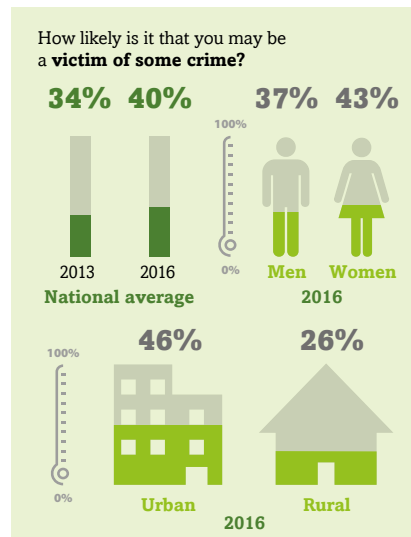


(3) Agenda 2063 - Goal 11: Democratic values, practices, universal principles of human rights, justice and the rule of law entrenched.

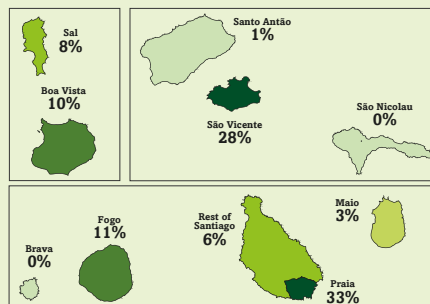
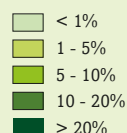
ASPIRATION 4: A Peaceful and Secure Africa

PERCEIVED RISKS AND TENSIONS (4)

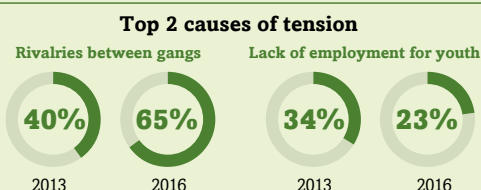
2023 Target: Level of conflict emanating from ethnicity, all forms of exclusion, religious and political differences is at most 50% of 2013 levels.



These days, is there any **tension, conflict or violence between groups** in your area?

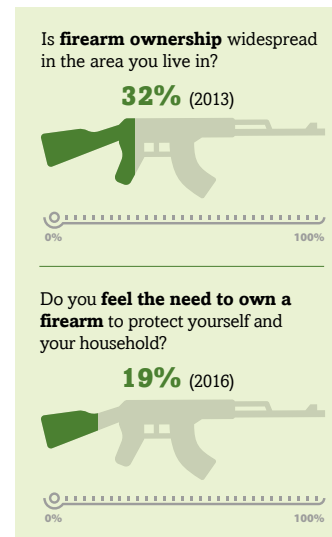


In your opinion, what is the **origin of this tension**?

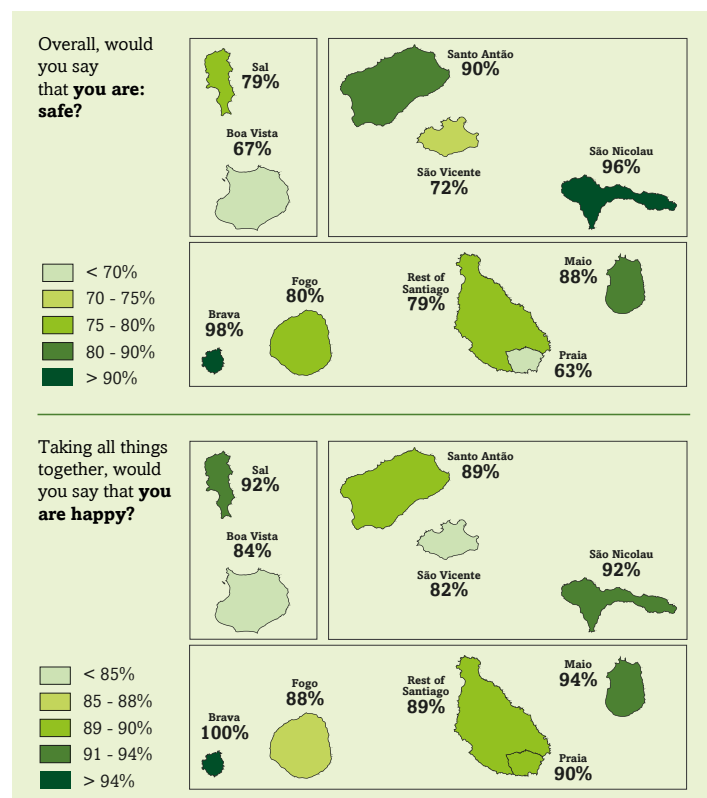
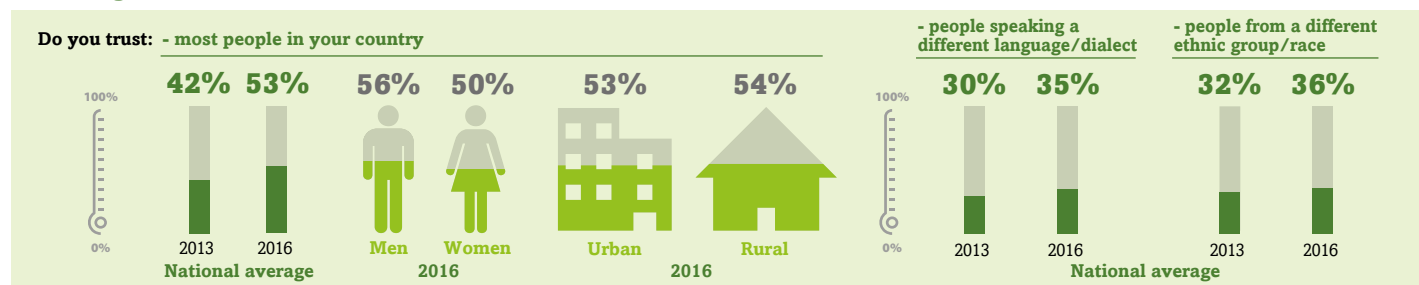


2023 Target:

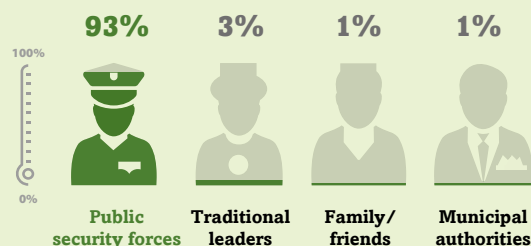
Silence all guns by 2020.



2023 Target: Entrench the culture of peace.

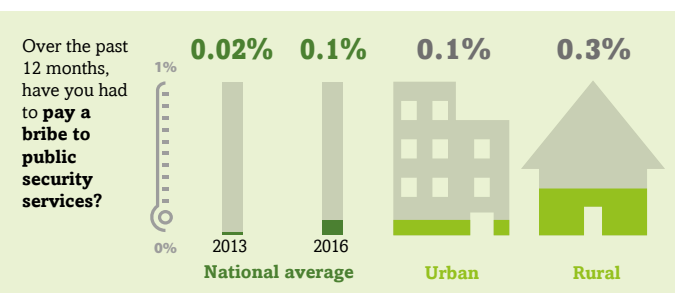


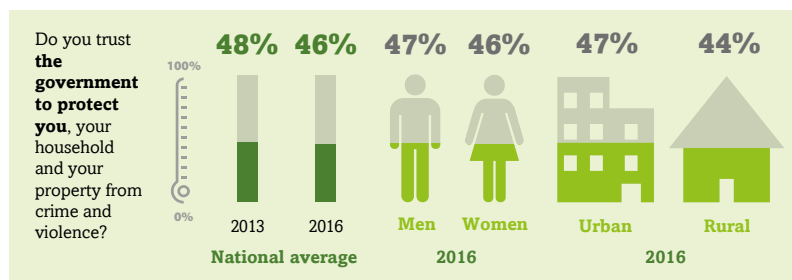
Where do people usually go to get help to **resolve a conflict**?



PERFORMANCE OF PUBLIC SECURITY FORCES (5)

2023 Target: Complete civilian control of security services within democratic practices, rule of law and due processes by 2025.





(5) Agenda 2063 - Goal 14: A Stable and Peaceful Africa.

USING GPS-SHASA STATISTICS TO MONITOR GLOBAL SDG 16 INDICATORS ON “PEACEFUL, JUST AND INCLUSIVE SOCIETIES”

	National average (2016)	Men	Women	Urban	Rural
SDG Target 16.1 - Significantly reduce all forms of violence and related death rates everywhere					
16.1.3 - Proportion of population subjected to physical violence in the previous 12 months (Only includes instances of physical assault; questions on theft and robbery with violence were not asked, so statistics likely underestimated)	5.4%	6.3%	4.5%	5.9%	4.1%
16.1.4 - Proportion of population that feel safe walking alone around the area they live (at night)	51.7%	59.7%	43.8%	45.3%	66.2%
SDG Target 16.3 – Promote the rule of law at the national and international levels and ensure equal access to justice for all					
16.3.1 - Proportion of victims of violence in the previous 12 months who reported their victimization to competent authorities or other officially recognized conflict resolution mechanisms (Only includes reports to the police; questions on reports to other formal justice institutions not asked, so statistics likely underestimated)	52.3%	46.9%	59.9%	57.9%	34.0%
SDG Target 16.5 - Substantially reduce corruption and bribery in all their forms					
16.5.1 - Proportion of persons who had at least one contact with a public official and who paid a bribe to a public official, or were asked for a bribe by those public officials, during the previous 12 months <i>Bribery happens most often with:</i>	1.2%	1.6%	0.9%	1.1%	1.6%
1. Tax authorities	38.0%	43.3%	28.9%	49.1%	20.9%
2. Public healthcare system	22.5%	13.9%	37.3%	8.4%	44.2%
3. Local services provided by municipal councils	20.1%	28.6%	5.4%	33.1%	0.0%
SDG Target 16.6 - Develop effective, accountable and transparent institutions at all levels					
16.6.2 - Proportion of the population satisfied with their last experience of public services GPS-SHaSA question used as proxy: How well do you think your local council is handling the following: Delivering local services	60.9%	61.0%	60.8%	67.1%	46.9%
SDG Target 16.7 - Ensure responsive, inclusive, participatory and representative decision-making at all levels					
16.7.2 - Proportion of population who believe decision-making is inclusive and responsive, by sex, age, disability and population group GPS-SHaSA question used as proxy: “Do you think politicians respond to the population’s concerns and needs?”	15.7%	15.6%	15.7%	16.8%	13.4%
SDG Target 16.B - Promote and enforce non-discriminatory laws and policies for sustainable development					
16.B.1 - Proportion of population reporting having personally felt discriminated against or harassed in the previous 12 months on the basis of a ground of discrimination prohibited under international human rights law	31.7%	31.5%	32.0%	31.9%	31.4%

Source: INECV, Inquerito Multi-Objectivo Continuo 2016, GPS-SHaSA modules.

The Strategy for the Harmonization of Statistics in Africa (SHaSA 2) is Africa’s pioneering effort to include the domain of **Governance, Peace and Security (GPS)** in official statistics. From 2012 to 2017, a group of African statisticians* under the leadership of the AUC developed and pilot-tested in 16 countries** a harmonized methodology for the periodic monitoring of GPS by national statistical offices across the continent. With the GPS-SHaSA survey modules, countries can easily monitor their progress in meeting Aspirations 3 (on Good Governance) and 4 (on Peace and Security) of the AU’s Agenda 2063: The Africa We Want and the UN’s Sustainable Development Goal 16 on Peaceful, Just and Inclusive Societies.

For more information, see www.austat.org

* With technical and financial support from UNDP and scientific assistance from the French Research Institute for Development, IRD-DIAL.

** Benin, Burkina Faso, Burundi, Cameroon, Cabo Verde, Cote d’Ivoire, Guinea Bissau, Kenya, Madagascar, Malawi, Mali, Niger, Senegal, Togo, Tunisia and Uganda.

This publication was produced with the financial support of the European Union under the Pan African Statistics programme implemented by Expertise France. Its contents are the sole responsibility of the African Union and do not necessarily reflect the views of the European Union. © African Union, 2018. All rights reserved. Licensed to EU under conditions. Reproduction of content is authorised provided the source is acknowledged.



Funded by the
European Union



THE AFRICA-EU PARTNERSHIP
LE PARTENARIAT AFRIQUE-UE