

# THE STRATEGY FOR THE HARMONIZATION OF STATISTICS IN AFRICA (SHaSA)



## GOVERNANCE, PEACE AND SECURITY STATISTICS IN MADAGASCAR

### YEAR OF GPS-SHAsA SURVEY:

2015

### SUPPORT SURVEY:

GPS-SHAsA modules attached to a 1-2-3 Survey on Employment, the Informal Sector, and Household Living Conditions

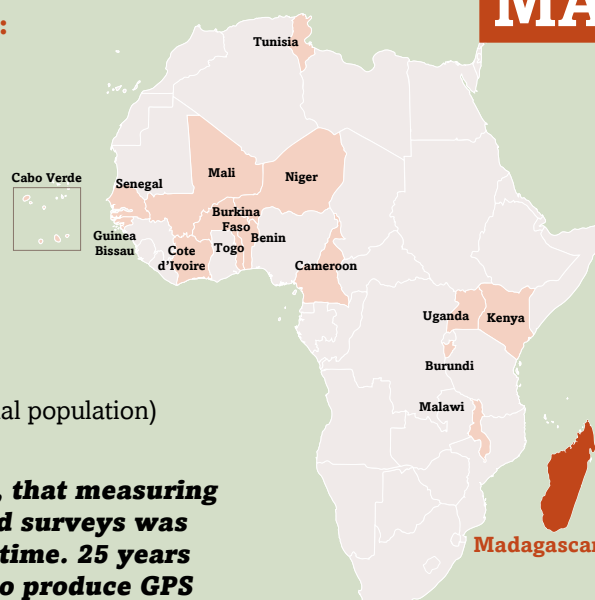
### AVERAGE SAMPLE SIZE:

7,166 adults

(sample representative of the national population)

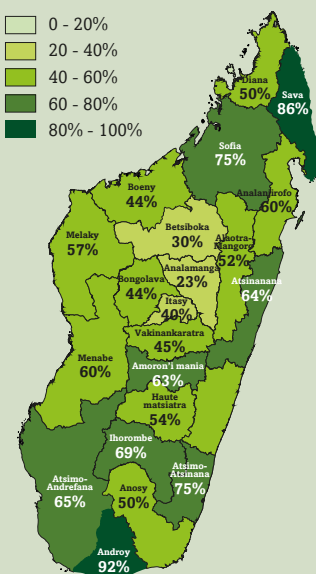
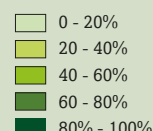
**“It is in Madagascar, in 1995, that measuring governance through household surveys was tested in the field for the first time. 25 years later, Madagascar continues to produce GPS statistics: we have seen how such data can change the way decisions are taken, and the way decision-makers are held to account.”**

- Ida Rajaonera, Director General,  
National Institute of Statistics of Madagascar



Overall, how satisfied are you with the way democracy works in your country?

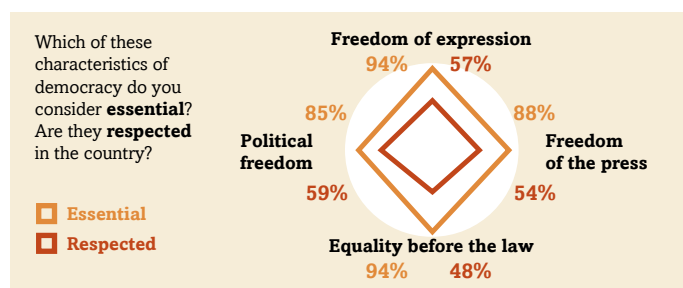
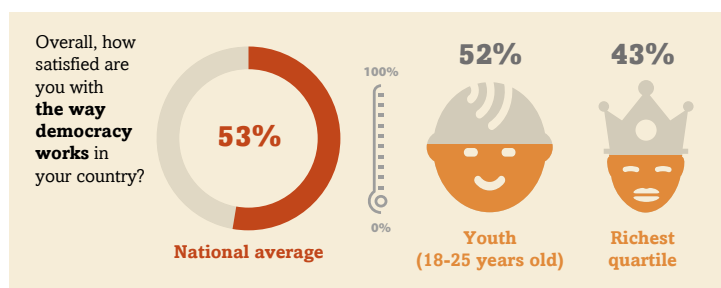
(% who answered “fairly” or “very”, 2015)



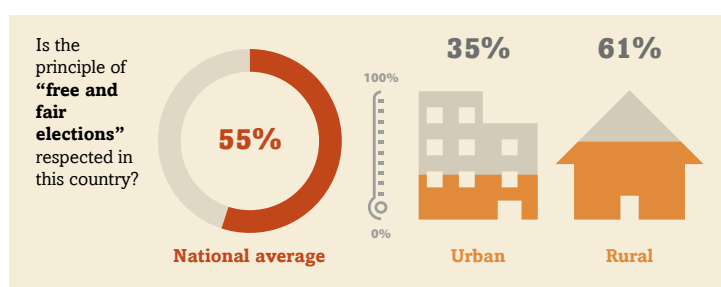
Source: Institut National de la Statistique de Madagascar, 1-2-3 Survey 2015, GPS-SHAsA modules.

## AU AGENDA 2063 ASPIRATION 3: An Africa of Good Governance, Democracy, Respect for Human Rights, Justice and the Rule of Law<sup>(1)</sup>

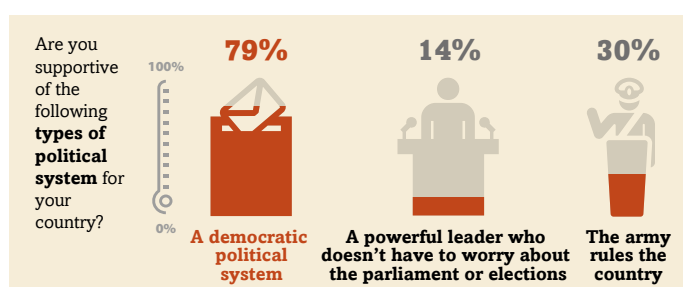
**2023 Target:** At least 70% of the people perceive the entrenchment of the culture of respect for human rights, the rule of law and due process.



**2023 Target:** At least 70% of the the public perceive elections to be free, fair and transparent by 2020.



**2023 Target:** Zero tolerance for unconstitutional changes in government is the norm.



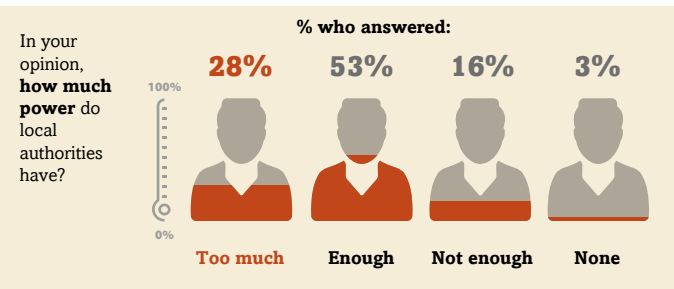
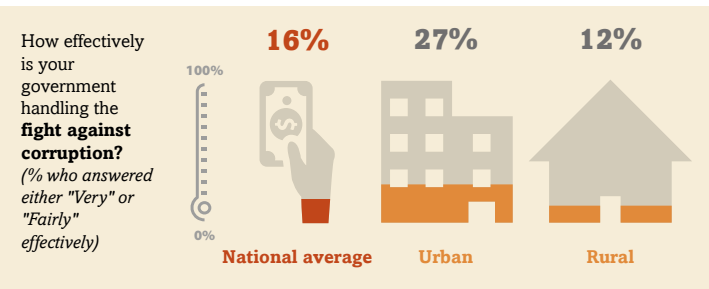
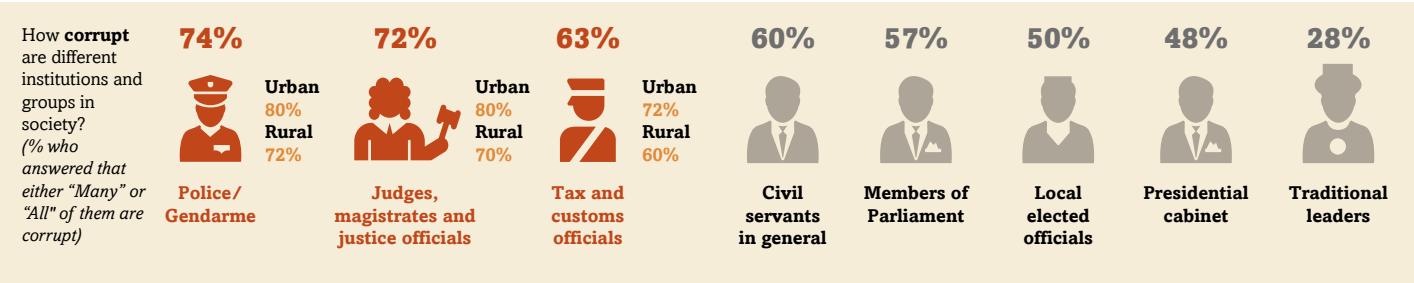

(1) Agenda 2063 - Goal 11: Democratic values, practices, universal principles of human rights, justice and the rule of law entrenched.

# USING GPS-SHASA STATISTICS TO MONITOR THE IMPLEMENTATION OF “AGENDA 2063: THE AFRICA WE WANT”

## AU AGENDA 2063 ASPIRATION 3: An Africa of Good Governance, Democracy, Respect for Human Rights, Justice and the Rule of Law

### QUALITY OF INSTITUTIONS (2)

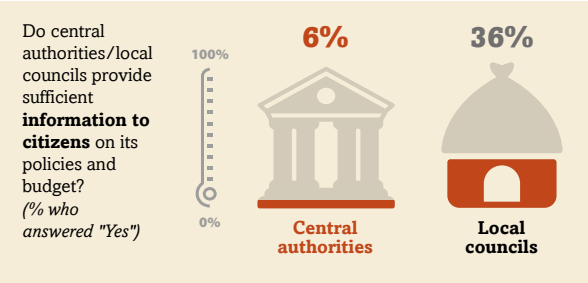

**2023 Target:** At least 70% of the public acknowledge the public service to be professional, efficient, responsive, accountable, impartial and corruption free.



(2) Agenda 2063 - Goal 12: Capable institutions and transformed leadership in place at all levels.

### STATE-SOCIETY RELATIONS (3)

**2023 Target:** At least 70% of the people believe that they are empowered and are holding their leaders accountable.



(3) Agenda 2063 - Goal 11: Democratic values, practices, universal principles of human rights, justice and the rule of law entrenched.

## ASPIRATION 4: A Peaceful and Secure Africa

### PERCEIVED RISKS AND TENSIONS (4)

**2023 Target:** Level of conflict emanating from ethnicity, all forms of exclusion, religious and political differences is at most 50% of 2013 levels.



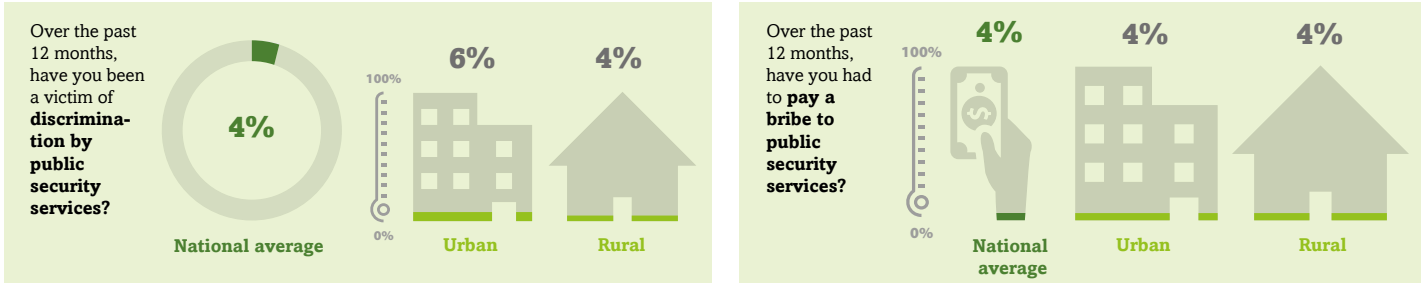
**2023 Target:** Entrench the culture of peace.

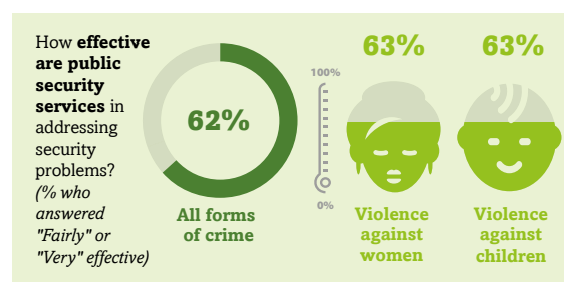
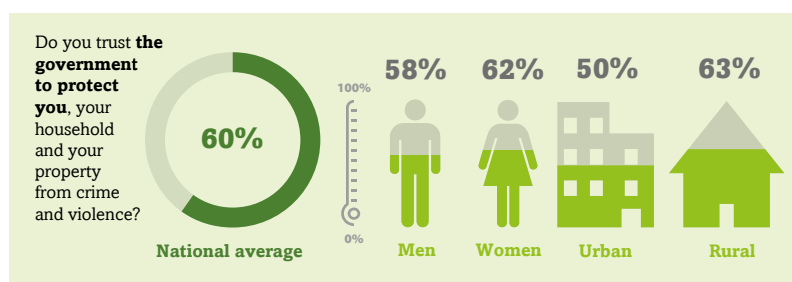


(4) Agenda 2063 - Goal 13: Peace, Security and Stability are Preserved and AU Goal 14: A Stable and Peaceful Africa.

### PERFORMANCE OF PUBLIC SECURITY FORCES (5)

**2023 Target:** Complete civilian control of security services within democratic practices, rule of law and due processes by 2025.





(5) Agenda 2063 - Goal 14: A Stable and Peaceful Africa.

## USING GPS-SHASA STATISTICS TO MONITOR GLOBAL SDG 16 INDICATORS ON “PEACEFUL, JUST AND INCLUSIVE SOCIETIES”

	National average	Men	Women	Urban	Rural
<b>SDG Target 16.1 - Significantly reduce all forms of violence and related death rates everywhere</b>					
16.1.3 - Proportion of population subjected to physical violence in the previous 12 months	2.6%	3.1%	2.1%	3.5%	2.3%
16.1.4 - Proportion of population that feel safe walking alone around the area they live (at night)	49.4%	53.6%	45.3%	38.9%	52.8%
<b>SDG Target 16.3 – Promote the rule of law at the national and international levels and ensure equal access to justice for all</b>					
16.3.1 - Proportion of victims of violence in the previous 12 months who reported their victimization to competent authorities or other officially recognized conflict resolution mechanisms	17.6%	19.8%	14.9%	21.2%	16.1%
<b>SDG Target 16.5 - Substantially reduce corruption and bribery in all their forms</b>					
16.5.1 - Proportion of persons who had at least one contact with a public official and who paid a bribe to a public official, or were asked for a bribe by those public officials, during the previous 12 months	11.1%	11.2%	10.9%	11.9%	10.8%
Bribery happens most often with:					
1. Security forces	38.2%	26.6%	48.9%	30.6%	43.4%
2. Communal officials	30.4%	35.5%	25.6%	29.5%	30.9%
3. Justice	6.9%	10.4%	3.7%	10.2%	4.8%
<b>SDG Target 16.6 - Develop effective, accountable and transparent institutions at all levels</b>					
16.6.2 - Proportion of the population satisfied with their last experience of public services	40.6%	41.4%	39.7%	36.8%	41.8%
GPS-SHaSA question used as proxy: How well do you think your local council is handling the following: Delivering local services					
<b>SDG Target 16.7 - Ensure responsive, inclusive, participatory and representative decision-making at all levels</b>					
16.7.2 - Proportion of population who believe decision-making is inclusive and responsive, by sex, age, disability and population group	34.2%	34.1%	34.2%	27.7%	36.2%
GPS-SHaSA question used as proxy: “Do you think politicians respond to the population’s concerns and needs?”					
<b>SDG Target 16.B - Promote and enforce non-discriminatory laws and policies for sustainable development</b>					
16.B.1 - Proportion of population reporting having personally felt discriminated against or harassed in the previous 12 months on the basis of a ground of discrimination prohibited under international human rights law	16.7%	17.5%	15.9%	23.7%	14.4%

Source: Institut National de la Statistique de Madagascar, 1-2-3 Survey 2015, GPS-SHaSA modules.

**The Strategy for the Harmonization of Statistics in Africa (SHaSA 2)** is Africa’s pioneering effort to include the domain of **Governance, Peace and Security (GPS)** in official statistics. From 2012 to 2017, a group of African statisticians\* under the leadership of the AUC developed and pilot-tested in 16 countries\*\* a harmonized methodology for the periodic monitoring of GPS by national statistical offices across the continent. With the GPS-SHaSA survey modules, countries can easily monitor their progress in meeting Aspirations 3 (on Good Governance) and 4 (on Peace and Security) of the AU’s Agenda 2063: The Africa We Want and the UN’s Sustainable Development Goal 16 on Peaceful, Just and Inclusive Societies.

**For more information, see [www.austat.org](http://www.austat.org)**

\* With technical and financial support from UNDP and scientific assistance from the French Research Institute for Development, IRD-DIAL.

\*\* Benin, Burkina Faso, Burundi, Cameroon, Cabo Verde, Cote d’Ivoire, Guinea Bissau, Kenya, Madagascar, Malawi, Mali, Niger, Senegal, Togo, Tunisia and Uganda.

This publication was produced with the financial support of the European Union under the Pan African Statistics programme implemented by Expertise France. Its contents are the sole responsibility of the African Union and do not necessarily reflect the views of the European Union. © African Union, 2018. All rights reserved. Licensed to EU under conditions. Reproduction of content is authorised provided the source is acknowledged.



Funded by the  
European Union



THE AFRICA-EU PARTNERSHIP  
LE PARTENARIAT AFRIQUE-UE